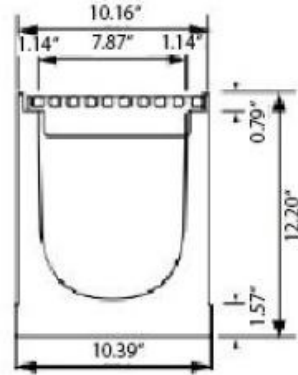


<b>Number</b>  <b>MAXI 200 Channel</b>	<b>Series</b>  <b>MAX200</b> Trench Drain Channel MAXI 200
--	--

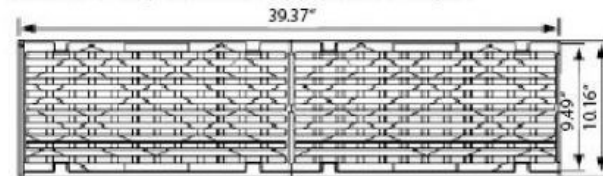


**MAXI 200**

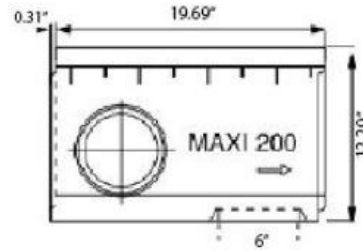
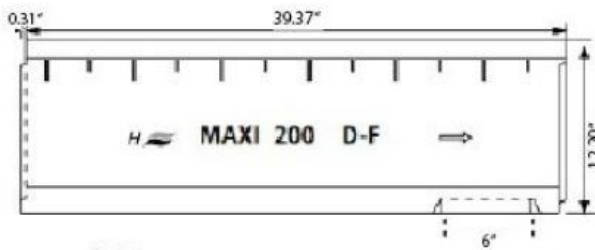
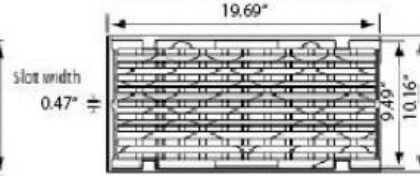


Product Description	DI ADA Class D grate	Weight (lbs)	DI ADA Class F1 grate	Weight (lbs)	DI ADA Class F grate	Weight (lbs)	A' invert (in)	B' invert (in)
Neutral 1M (39.36")	865-M8N00DA	242.51	865-M8N00F1A	242.51	865-M8N00FA	242.51	12.2	12.2
Neutral 1M (39.36")	865-M8N00BDA	242.51	865-M8N00BFA	242.51	865-M8N00BFA	242.51	12.2	12.2
Neutral .5M (19.69")	865-M8N005DA	121.25	865-M8N00F1A	121.25	865-M8N005FA	121.25	12.2	12.2
Neutral .5M (19.69")	865-M8N005SDA	121.25	865-M8N005SF1A	121.25	865-M8N005SFA	121.25	12.2	12.2
Catch Basin .5M (19.69)	865-M6CBDA	158.73	865-M8CBF1A	158.73	865-M8CBFA	143.3	21.65	21.65

Channel with 2 grates, water intake area 150.35 sq. ins



Water intake area 75.17 sq. ins



**Manufacturer**



**Specification**

HYDROTEC MAXI 200 SERIES FIBER REINFORCED CONCRETE WITH A DUCTILE IRON EDGE 8" WIDTH DRAINAGE CHANNEL. WITH SLOPE , SUPPLIED BY TRENCH DRAIN SUPPLY.

DISCLAIMER - The customer and the customer's architects, engineers, consultants, and other professionals are completely responsible for the selection installation and maintenance of any product purchased from Trench Drain Supply and/or its manufacturers. TRENCH DRAIN SUPPLY MAKES NO WARRANTY, EXPRESS OR IMPLIED, AS TO THE SUITABILITY, DESIGN, MERCHANTABILITY, OR FITNESS OF THE PRODUCT FOR CUSTOMERS APPLICATION. The drawing and information provided remain the property and copyright of the manufacturer listed. The manufacturer reserves the right to modify specification without notice.